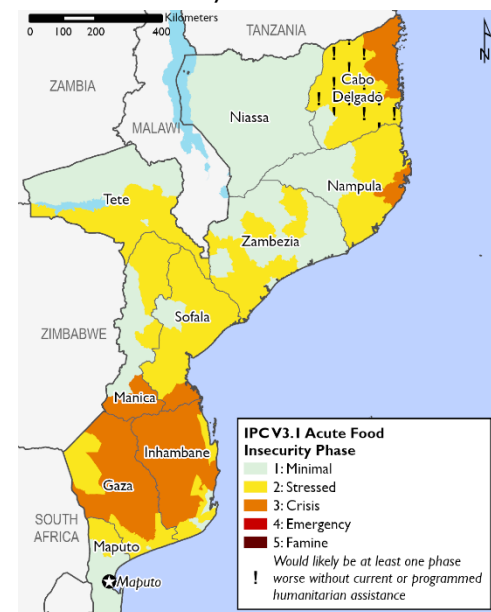


*Crisis (IPC Phase 3) outcomes expected to persist in northern and southern Mozambique*

**KEY MESSAGES**

- In October, most rural households face Minimal (IPC Phase 1) outcomes, supported by their food stocks and food purchases. However, Stressed (IPC Phase 2) outcomes persist in areas recovering from natural disasters. In drought-affected areas of southern and central Mozambique, cyclone/storm affected areas in Nampula province, and conflict-affected areas of Cabo Delgado, Crisis (IPC Phase 3) outcomes persist as households food stocks are diminished following a significantly below-average 2022 harvest. In Cabo Delgado, areas receiving humanitarian assistance are likely Stressed! (IPC Phase 2!). With a forecast average rainy season, acute food insecurity is expected to improve to Stressed (IPC Phase 2) and Minimal (IPC Phase 1) across much of Mozambique as households access the 2023 harvest in March/April 2023.
- In August and September, the Food Security Cluster (FSC) partners provided humanitarian food assistance to just over 1 million people in northern Mozambique. Due to funding constraints and increased need, WFP is continuing to distribute half rations equivalent to 39 percent of daily kilocalories through November 2022, and will likely resume distributing regular rations, equivalent to 78 percent of daily kilocalorie in the December 2022/January 2023 cycle. Additionally, WFP is continuing to conduct a vulnerability-based targeting exercise to prioritize assistance according to vulnerability status instead of displacement. In October, WFP began providing humanitarian food assistance to more than 22,500 people in the drought-affected areas, complemented by the distribution of agricultural kits to boost food production during the 2022/2023 agricultural season.
- The forecast average rainy season is likely to support average crop production for the 2022/2023 agricultural season across most of Mozambique. However, from January to March 2023 there is an increased risk of flooding across most river basins in central and southern Mozambique. To reduce the risk of flooding, the Pequenos Libombos, Massingir, and Cahora Bassa dam authorities are gradually increasing discharges to build retention capacity to accommodate upstream flows through the upcoming rainy season.
- In September 2022, maize grain prices increased or remained stable in most monitored markets. Following seasonal trends, prices increased 9 to 13 percent in Mocuba, Massinga, Manica, and Lichinga, while remaining relatively stable across other monitored markets. However, maize prices fell another 10 percent in Mutarara market as the market stabilizes after prices doubled in July. Compared to the five-year average, maize grain prices in September are 11 to 47 percent above the five-year average in most monitored markets, but 5 to 16 percent below the five-year average in Lichinga, Mocuba and Montepuez. The above-average trend in maize grain prices in most markets across the country is likely driven by the cumulative effect of successive price increases over the past four years, following multiple production shocks including cyclones, floods, and below-average rainfall. Maize meal and rice prices remained stable from August to September 2022 in all monitored markets, but had a mixed trend compared to 2021 and the five-year average.

Current food security outcomes, October 2022



Source: FEWS NET

FEWS NET's classifications are IPC-compatible. IPC-compatible analysis follows key IPC protocols but does not necessarily reflect the consensus of national food security partners.

## NATIONAL OVERVIEW

### Current Situation

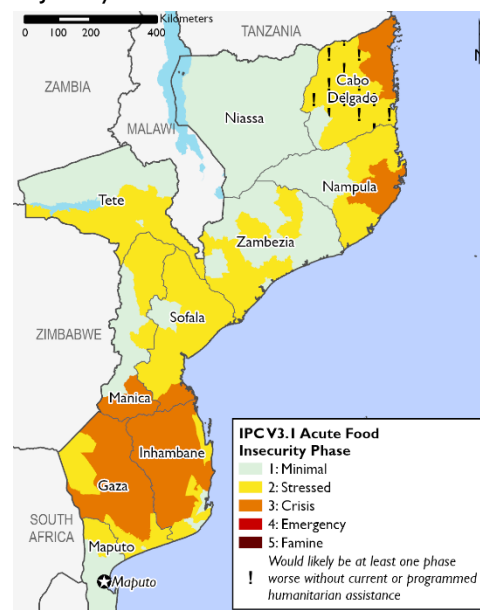
**Preliminary production estimates of the 2022 harvest.** Following the end of the 2022 harvest, preliminary data from the ministry of agriculture and rural development (MADER), estimates that around 2.53 metric tons (MT) of cereals (maize grain, sorghum, millet, rice) was harvested—a 15 percent increase compared to the 2021 harvest—despite the impact of prolonged dry spells, and damage from flooding and tropical storms/cyclones during the growing season. More specifically, around 2.13 million MT of maize was estimated to be harvested, a 17 percent increase compared to 2021, while sorghum, millet, and rice production increased by 0.6 to 6.6 percent compared to 2021. Similarly, around 7.1 million MT of tubers (cassava, sweet potato, and potatoes) were harvested in 2022, a 5.4 percent increase compared to last year, along with 308,900 MT of oilseeds and 572,590 MT of legumes. The rise in crop production is being attributed to continued investments in agricultural production, including the government's [SUSTENTA](#) program. The 2022 harvest is supporting food availability and household food access across much of rural Mozambique, driving Minimal (IPC Phase 1) outcomes.

**Food balance.** Following the 2022 harvest, MADER estimates that Mozambique has a surplus of maize (658,000 MT), beans and peanuts (67,000 MT), and cassava and tubers (892,000 MT). However, there are deficits for husked rice (-194,000 MT), wheat (-443,000 MT), and sorghum and millet (-128,000 MT). According to [IndexMundi](#), Mozambique imported around 800,000 MT of wheat in 2022, around 10 percent more than in 2021, and 760,000 MT of milled rice, around 15 percent more than in 2021.

**Ongoing income-earning activities:** Across Mozambique, households are engaged in land preparation and planting, particularly in the southern zone where the rainy season has already started. Poor households who have already exhausted their food reserves are also earning income from agricultural labor and self-employment such as the production and sale of charcoal, traditional drinks, clay blocks, and the collection and sale of forest products such as poles for construction, reeds, straw for covering traditional houses, the harvesting and sale of fruits and cashew nuts. Increasingly younger income-earners are seeking income from artisanal mining, particularly in the central and northern zones. Hunting, often done illegally, is also carried out by some households residing in the buffer zones of national reserves. However, in shock-affected areas, such as the drought-affected southern zone, cyclone-affected parts of Nampula, and conflict-affected Cabo Delgado, income-generating activities are limited due to increased competition and below-average payment power of potential buyers. In urban areas, economic activity is gradually returning to normal following the general lifting of COVID-19 restrictions, with poor households primarily engaging in petty trade and casual labor to earn income.

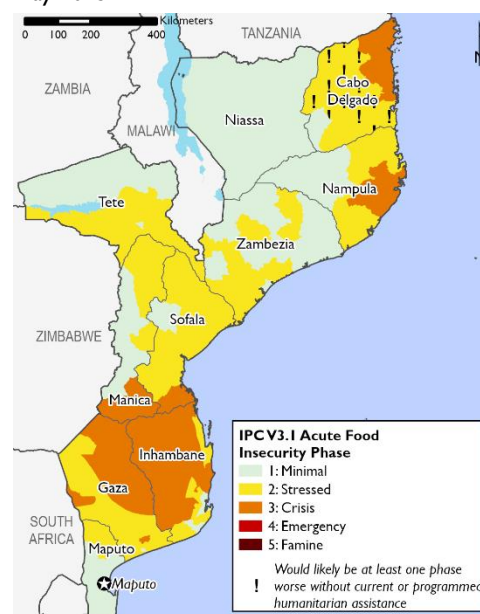
**Impact of storms and cyclone.** In the coastal and intermediate areas of Nampula severely affected by Tropical Cyclone Gombé and two tropical storms earlier this year, Crisis (IPC Phase 3) outcomes persist among the very poor households struggling to earn income for market purchases following the loss of their main 2022 harvest, food reserves, livelihood assets, and homes. Most of these households have not recovered due to increased focus on rebuilding their homes, and a lack of seeds and agricultural inputs to plant in the post-flood period. The most affected

Projected food security outcomes, October 2022 to January 2023



Source: FEWS NET

Projected food security outcomes, February to May 2023



Source: FEWS NET

FEWS NET's classifications are IPC-compatible. IPC-compatible analysis follows key IPC protocols but does not necessarily reflect the consensus of national food security partners.

households have limited employment opportunities to earn income to purchase food, and are depending on the support of family and friends. Most of these very poor households are expected to face food consumption gaps indicative of Crisis (IPC Phase 3) until the start of the main harvest in April 2023.

**Conflict.** September was characterized by several attacks in Cabo Delgado and neighboring parts of Nampula province, resulting in the destruction of infrastructure, houses, and fatalities. According to the IOM's Tracking Matrix, around 33,400 people in Cabo Delgado were registered on the move between August 31 and October 3, with around 60 percent of people reporting to be on the move because of attacks or fear of attacks, while 38 percent were on the move with the intention of returning to their place of origin or joining their families. According to government sources, the attacks in the districts of Memba and Eráti, in Nampula province, were aimed at recruiting new members of the insurgents. Most of the displaced from the two districts have either returned to their areas of origin or are being taken in by relatives and friends. However, humanitarian assistance needs remain high and urgent for households that have not returned and the returnees that have lost their homes and livelihood assets. The INGD estimates that around 47,000 people were displaced in Erati district. Crisis (IPC Phase 3) are most likely in the conflict-affected areas where access to humanitarian assistance is limited to due insecurity. In the more accessible areas of Cabo Delgado, where humanitarian partners can regularly distribute humanitarian food assistance to the IDPs and host communities, Stressed! (IPC Phase 2!) outcomes are present.

**Maize grain, flour, and rice prices.** According to price data from the Agricultural Market Information System (SIMA), in September 2022, maize grain prices increased or remained stable in most monitored markets. Following seasonal trends, prices increased by 9-13 percent in Mocuba, Massinga, Manica, and Lichinga and remained stable in all other markets. However, in Mutarara market maize grain prices declined 10 percent, following a 12 percent decline in August; however, the market is likely stabilizing after maize prices doubled in July following a poor harvest in low-lying areas that got flooded during Tropical Storm Ana and Tropical Cyclone Gombe. With the entry of maize grain from surplus areas, the price is gradually decreasing. Compared to last year, maize grain prices are either similar or 9 to 38 percent below prices in September 2021, but 13 and 52 percent above prices in September 2021 in Chókwe and Massinga, likely due to below-average production in the south and increased demand with the start of the lean season. Maize grain prices were also 11 to 47 percent above the five-year average in most monitored markets, but 5 to 16 percent below the five-year average in Lichinga, Mocuba, and Montepuez. The above-average maize grain prices in most markets are likely related to the cumulative effect of successive price increases over the past four years, following multiple shocks, including cyclones, floods, and drought that reduced local market supply. Maize meal and rice prices remain stable in all monitored markets, but prices were either above, below, or similar to prices in 2021 and the five-year average.

**Inflation.** According to Mozambique's National Institute of Statistics (INE), the annual inflation rate declined to 12.01 percent in September, the first time since March 2022 that annual inflation has declined. On a monthly basis the consumer price index increased by 0.64 percent in September, largely driven by increases in food and non-alcoholic beverages. In particular, the INE highlights price inflation for lemons, tomatoes, taxi transport, dried fish, coconut, charcoal, and horse mackerel. However, inflation was muted in the rest of the consumer price basket. According to Oxford Economics, the 20-point economic stimulus plan the government implemented in August to contain inflation is also having a minor impact and is likely providing some relief to retailers and local agricultural producers. The continued high cost of living is reducing household purchasing power as household demand for market purchases is increasing with the upcoming start of the typical lean season.

**Humanitarian food assistance.** In the August/September cycle, the Food Security Cluster (FSC) partners provided humanitarian food assistance to just over 1 million people in northern Mozambique, with most beneficiaries receiving reduced food rations equivalent to around 39 percent of daily kilocalories through General Food Distributions (GFD), with around 9,000 people receiving Immediate Response Rations (IRR), that provide 200 g of canned sardines, 10 kg rice, 2 liters of vegetable cooking oil, 100 g of PlumpySup, and one high energy biscuit that typically can support one person for seven days. Due to funding constraints and increased need, WFP is continuing to distribute rations equivalent to 39 percent of daily kilocalories through November 2022 and will resume distributing regular rations, equivalent to 78 percent of daily kilocalorie in December 2022/January 2023 cycle. To ensure the most vulnerable people are reached, WFP is continuing to conduct a vulnerability-based targeting exercise to prioritize assistance according to vulnerability status instead of displacement, mitigate protection issues, and enhance the transparency of the humanitarian assistance distribution process. To build livelihoods in Cabo Delgado, WFP is planning to provide up to 160,000 people with livelihoods interventions (agricultural kits) in eight districts for the upcoming planting season. Additionally, the FAO, ICRC, IDE, and UNDP are expanding their programming across Cabo Delgado and Nampula. WFP's northern Mozambique operations have increased to 19.7 million USD per month to sustain, while currently the 2022 Mozambique Humanitarian Response Plan is around 57 percent funded.

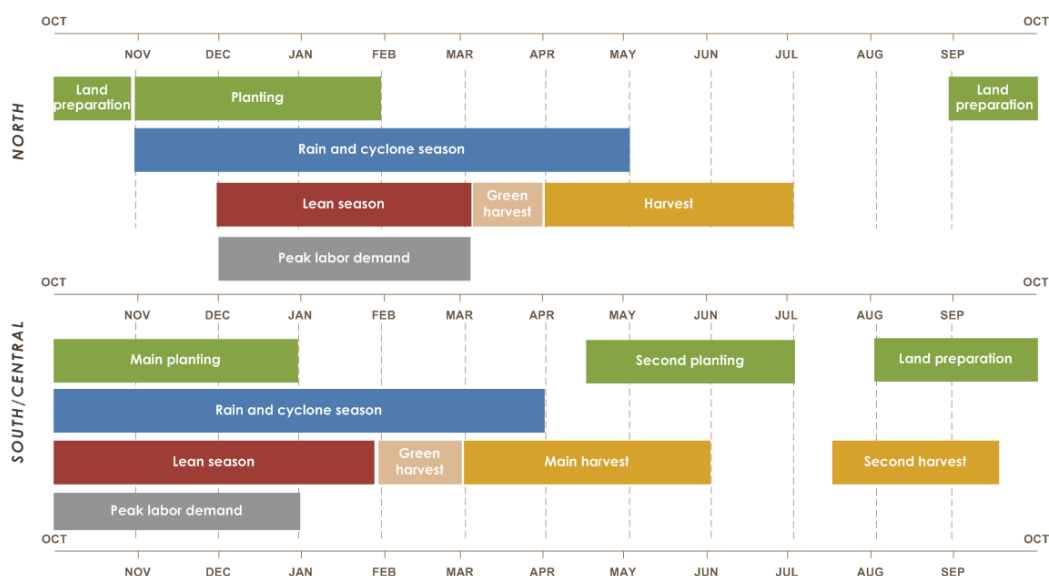
Additional funding will be essential to ensure targeted results through May 2023. In southern Mozambique, WFP will be providing just over 22,600 people in Gaza province with nine months of full rations of humanitarian assistance equivalent to 78 percent of daily kilocalories, along with a package of integrated interventions to boost food production such as seeds, tools, and training from district agricultural extension officers for the upcoming agriculture season.

**Management of the main dams.** Since mid-October the discharges from the Pequenos Libombos, Massingir and Cahora Bassa dams have gradually increased, resulting in rising water levels along the Umbelúzi, Limpopo, and Zambezi rivers, which is likely to continue until mid-December. As a result of the rise in water levels, small agricultural fields located on small islands and along the river are at risk of being flooded. Local authorities in some districts along the Zambezi Basin have relocated hundreds of households who tend to cultivate fields along the river and in the highlands.

### Current Food Security Outcomes

Across most of rural Mozambique, Minimal (IPC Phase 1) outcomes are present as households have access to food stocks and regular income-earning opportunities. In the drought-affected areas of southern and parts of central Mozambique, Crisis (IPC Phase 3) outcomes persist as poor households face food consumption gaps due to limited access to food and income following a significantly below average 2022 harvest. Crisis (IPC Phase 3) outcomes are also present in conflict-affected areas of Cabo Delgado province where sporadic attacks continue to displace households and limit access to food and income-earning opportunities. Similarly, in areas of Nampula affected by Cyclone Gombe, Tropical Storm Ana, and the low pressure zone associated with Tropical Storm Dumako, poor households that lost their food reserves and access to their typical income-earning opportunities continue to have limited access to income-earning opportunities and remain dependent on support from family and friends or are engaging in coping strategies indicative of Crisis (IPC Phase 3) outcomes. In areas recovering from the cumulative effect of recurrent shocks over the past few years, Stressed (IPC Phase 2) outcomes persist as severely affected families are able to earn income to meet their food needs but not their non-food needs. However, in areas where humanitarian assistance is being regularly distributed, Stressed! (IPC Phase 2!) outcomes persist.

### SEASONAL CALENDAR FOR A TYPICAL YEAR



Source: FEWS NET

### Assumptions

The most likely scenario from October 2022 to May 2023 is based on the following national-level assumptions:

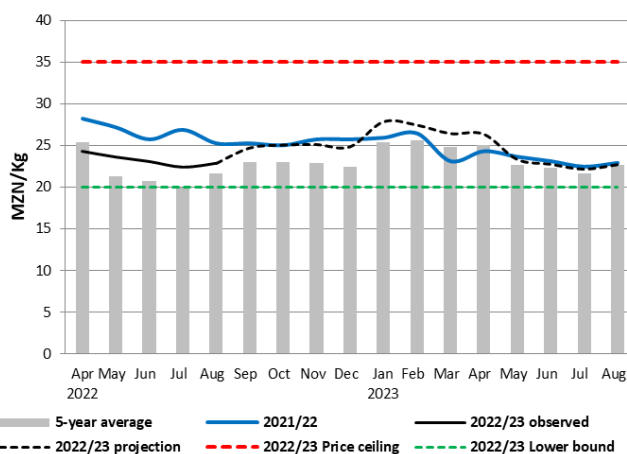
- Based on forecast model and forecast climate modes, average rainfall is most likely between October and December in central and southern Mozambique. However, below-average rainfall and a likely slow start of the season are most likely during the same time period in northern Mozambique. Between December 2022 and March 2023, there is an increased

likelihood of an average number of cyclone strikes in Madagascar and Mozambique, based on review of information from model and regional forecasts.

- Between October 2022 and March 2023 average rainfall is most likely across much of central Mozambique, while above average rainfall is most likely in southern Mozambique. However, below-average rainfall and likely slow start of the season is most likely in northern Mozambique.
- The 2022/2023 agricultural season is expected to be average in the major crop-growing areas of Mozambique. As typical, there is the potential for crop damage from pests and diseases, including fall armyworm (FAW), locusts, and rodents, although normal to above-normal rainfall can help suppress the level of infestation.
- According to the National Directorate for the Management of Water Resources (DNGRH), the highest risk of flooding is from January to March 2023. Flooding along major watersheds is likely to result in crop losses, particularly in low lying areas. However, post-flood planting is likely to provide a harvest, providing some recovery for affected areas.
- Based on available official estimates and the national food balance sheet, it is likely that food availability for the 2022/2023 consumption year is close to average. However, in southern and central semi-arid areas affected by prolonged dry spells and drought, and in areas of Nampula province affected by cyclones/storms/floods, local harvests were below-average. The variation in production is likely to influence household market demand during the lean season and local market supply and demand dynamics.

- FEWS NET price projections indicate that maize grain prices in Maputo market are likely to remain relatively stable and similar to last year, however, prices are likely to be higher than last year from January to April 2023 due to increased market demand (Figure 1). From October 2022 to March 2023, maize grain prices are expected to remain above the five-year average. Maize meal and rice prices are expected to remain relatively stable throughout the scenario period. Prices for imported and processed commodities such as rice and maize meal are expected to remain more stable than bulk grain prices, but short-term variations will be based on localized supply and demand dynamics.
- Staple food domestic trade flows are expected to be normal along major routes and fill the market deficits in areas with below-normal production. As typical, the central and northern markets will be primarily supplied by maize grain from local or nearby districts, while the central zone markets will predominantly supply southern zone markets. In parts of Cabo Delgado and Nampula provinces, the flow of food commodities will be constrained due to the ongoing conflict. Cereal imports, particularly for maize and rice, will remain at typical levels.

**Figure 1.** Maputo maize grain prices and projections (MZN/kg)



Source: FEWS NET estimates based on MADER/SIMA data

- Informal cross-border trade is expected to be average following the lifting of most COVID-19 related cross-border trade restrictions. Informal maize cross-border flows from Niassa, and Tete provinces into Malawi, and formal cross-border trade from South Africa into Maputo and other ports are projected to remain normal through the scenario period. Livestock pasture across Mozambique is expected to remain average through the scenario period. Livestock body conditions are average and expected to follow typical seasonal trends. The average to above-average 2022/23 rainy season is expected to improve rangeland resources and gradually improve livestock body conditions. Livestock prices are expected to remain close to the five-year average.
- Wild food availability will be average to above-average due to the expected favorable agro-climatic conditions. The availability of green foods is expected to be timely and close to normal throughout Mozambique.
- In urban and peri-urban areas, poor household incomes from mostly informal businesses are likely to remain below pre-COVID-19 levels as most informal activities and job providers still recovering from the impact of the lifted COVID-19 restrictions. Rural households are expected to earn below-average income from self-employment activities such as the



sale of charcoal, firewood, and handicrafts due to low demand from urban centers as high inflation, in particular, lowers urban household purchasing power.

- In rural areas, agricultural labor opportunities are expected to be close to normal. However, in areas affected by shocks in the 2021/2022 agricultural season, poor households are expected to earn their wages in 2023 following the harvest through in-kind, cash, and other payment modalities. In these areas, households are expected to engage in agricultural labor opportunities and self-employment activities to earn income for market purchases.
- Migration to urban centers and South Africa are likely to be lower than normal, as rural households seek to maximize farming opportunities given the favorable forecast.
- Despite the government's shift towards a longer-term peacekeeping operation, insurgent activity will likely continue to remain focused in Cabo Delgado, with the targeting of security forces, village raids, and roadside ambushes expected to continue. The incidents in Nampula likely do not represent a sustained and significant expansion of the conflict to Nampula province. As with the June attack, and subsequent assaults into southern Cabo Delgado, raiding parties will be forced to return to northern and central Cabo Delgado to access their local support networks, or risk being isolated and eliminated. The risk of attacks remains concentrated in rural areas of Nampula province and relatively isolated communities and roadways. The insurgent group cannot conduct attacks in larger urban centers and has not previously demonstrated an interest in carrying out suicide bombings or attacks in which their fighters would not be able to extricate themselves. Nonetheless, further raids and cross-border attacks into northern Nampula province over the coming months are likely to increase, though remain dwarfed compared to attacks in Cabo Delgado.
- For the October and November 2022 cycle, WFP will continue to provide reduced food rations equivalent to around 39 percent of daily kilocalories to over 1 million beneficiaries. However, WFP will resume distributing regular rations, equivalent to 78 percent of daily kilocalories in December 2022/January 2023 cycle. [However, due to funding constraints, there is a potential pipeline break in February.](#) In southern Mozambique, WFP will continue providing food assistance, complemented by packages of integrated interventions to boost food production during the 2022/2023 agriculture season to approximately 22,600 people in four districts of Gaza through March 2023.

### *Most Likely Food Security Outcomes*

From October 2022 to January 2023, the lean season will begin in the southern zone in October and gradually extend to the central and northern zones in November and December. The onset of rainfall in November is likely to increase agricultural labor opportunities such as land preparation, planting, and weeding. However, agricultural wages in drought and flood-affected areas are likely to be lower than normal due to the lower-paying power of middle and wealthy households following below-normal sales from the 2022 harvest. By December, most of the very poor and poor households in Mozambique will have depleted their food stocks, increasing their dependence on market food purchases. Although, agricultural labor opportunities are expected to increase household incomes to average levels with the start of the 2022/2023 agricultural season and the forecast average rainfall, high inflation will likely keep household purchasing power below normal. Most households will begin to intensify their typical coping strategies to meet their food needs, including reducing non-food expenditures, purchasing less preferred foods, increasing reliance on market purchases, and supplementing their diet with wild foods where available. Crisis (IPC Phase 3) outcomes are likely to prevail in drought and flood/storm-affected areas as poor households continue to experience food consumption deficits due to below-average income and above-average food prices limiting household purchasing power at markets. Across Mozambique, the poorest households, with no livestock to sell and unable to engage in income-earning activities such as the production and sale of charcoal, are likely to intensify their engagement in coping strategies such as reducing meal sizes and the number of meals per day, increasing their consumption of wild foods, sending one or more family members to relatives in other locations, and even migrating to areas with more income-generating opportunities, including areas along the main charcoal production and marketing corridors. In conflict-affected areas, sporadic attacks and fear of attacks will limit income-earning opportunities and engagement in the 2022/2023 agricultural season.

Between February and May 2023, there will be a transition between the lean season and the harvest season. With the start of the green harvest in February and March, poor households will likely continue to expand livelihood and survival strategies to meet their food needs, particularly in areas where the recovery from previous shocks (dry-spells, storms/ cyclone, flooding) has been slow. Between April and May, most areas affected by dry spells in the south/central zones and areas affected by storms/cyclones/floods in Nampula, will transition to Stressed (IPC Phase 2) or Minimal (IPC Phase 1), depending on the harvest and level of recovery. In conflict-affected areas, the effect of sporadic attacks, limited access to income-earning

opportunities and limited engagement in the agricultural season, combined with high staple food prices, will likely continue to drive Crisis (IPC Phase 3) outcomes. However, in areas where HFA is reaching at least one in four people, area-level Stressed! (IPC Phase 2!) outcomes are expected.

### Events that Might Change the Outlook

**Table 1.** Possible events over the next eight months that could change the most-likely scenario.

Area	Event	Impact on food security outcomes
National	Absence of humanitarian food assistance	Acute malnutrition and increased acute food insecurity are expected to increase until the start of the 2023 harvest, along with the number of people facing Crisis (IPC Phase 3) or worse outcomes.
	Scale-up of humanitarian food assistance	The scale-up of HFA is likely to improve household food access through the outlook period and lead to area-level Stressed! (IPC Phase 2!) outcomes in Cabo Delgado, Nampula, and southern Mozambique.
	Limited access to seeds	Poor households will plant less than planned, likely lowering their harvest and the opportunity to improve their food stocks and income from crop sales. The reduction in the area planted will also reduce agricultural labor opportunities and household income through the lean season.
	Traders do not respond to market demands as anticipated, and no additional stocks flow to the deficit areas.	Local markets will be undersupplied, increasing food prices. Food access for market-dependent poor households will be more difficult, particularly in areas affected by shocks. Reduced market access will increase food consumption gaps among poor households.
Coastal Areas	Cyclones and floods striking the coastal areas of Mozambique	The risk of cyclones and floods is through March 2023. The worst affected households will likely face food gaps until they recover through post-shock production beyond the scenario period.

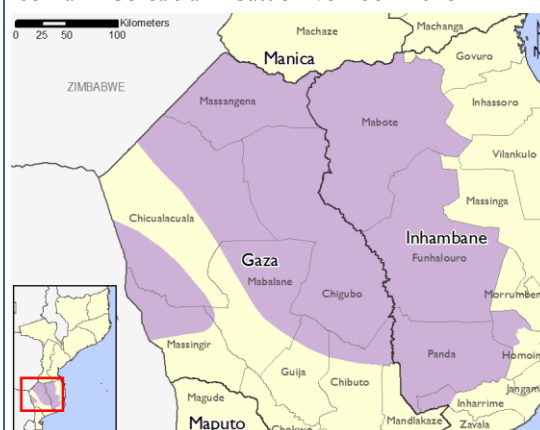
## AREAS OF CONCERN

### *Southern Semiarid Cereals and Cattle Livelihood Zone (Figure 2)*

#### *Current Situation*

During the 2021/2022 season, prolonged dry spells during critical crop development stages in February 2022 and a below-average rainy season reduced crop yields by 50 to 75 percent, resulting in generalized crop failure. Field assessments undertaken by FEWS NET in mid-May and mid-September, confirmed the wide-spread well below-average harvest. During a FEWS NET field assessment undertaken in May, households reported having attempted to plant at least three times during the 2021/2022 season or as much as their seed availability allowed. In March and April, some watermelon was harvested in very few areas of the livelihood zone but was quickly exhausted. In October, most food reserves for very poor and poor households are exhausted or are extremely low, resulting in households remaining market dependent. Households are earning income for food purchases from casual labor, the sale of poultry, and self-employment activities such as the production and sale of charcoal, firewood, clay bricks, and grass for thatching. However, households are reporting that increased

**Figure 2.** Area of concern reference map: Southern Semiarid Cereals and Cattle Livelihood Zone



Source: FEWS NET

competition in similar self-employment activities is reducing income by up to 50 percent. Poor households are also gathering wild foods, but availability is lower than normal for this time of the year due to increased demand. Additionally, households are reporting that family members are migrating to urban centers, including South Africa, to earn income from casual labor, petty trade, and domestic work. Migrants to South Africa also seek employment on farms and in construction.

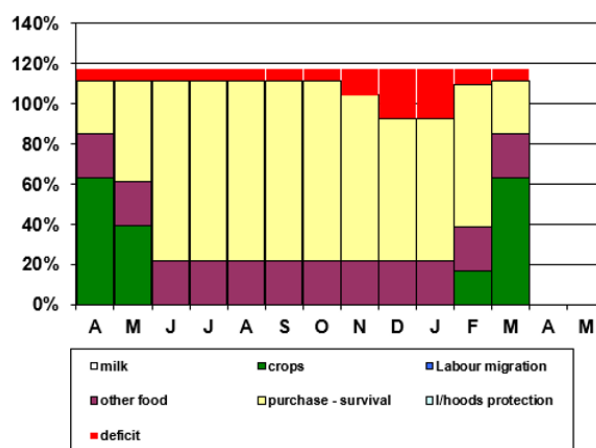
**Start of the 2022/2023 agricultural season.** Agricultural labor opportunities are currently available for very poor and poor households for land clearing and planting with the anticipated start of the rainy season in November. However, middle and better-off households are likely to delay payments to laborers until the harvest or post-harvest period due to lower-than-normal liquidity following below-average crop sales. While some poor households can sell chickens and goats for cash, most poor households are relying on self-employment for income. Most households in this livelihood zone are recovering from four below-average harvests over the past five years and households are reporting that agricultural labor wages are 50 to 75 percent of normal due to middle and better-off households having less liquidity. The below-normal labor wages are likely reducing poor household purchasing power at the start of the lean season.

**Market Supplies and Prices.** Local market supply of maize grain, cowpeas, and a variety of beans are around 10-25 percent lower than normal for this time of year following the locally below-average 2022 harvest. However, other staple foods usually imported or processed, such as maize meal and rice, are adequately available and prices remain stable. The price of maize grain in the Chókwe market, which is the main reference market in the area, has fluctuated since April, mainly driven by local supply and demand dynamics. In September, the price of maize grain remained relatively stable compared to August but is 14 percent above prices last year and 33 percent above the five-year average. Market demand is also increasing as more households are buying food at the market as their food stocks diminish. However, prices for direct substitutes for maize grain, particularly maize meal and rice, have remained relatively stable since last year, and remain higher than maize grain prices.

**HEA outcome analysis.** According to a Household Economy Analysis carried out by FEWS NET in August 2022, which uses information on crop production, prices, and other sources to understand households' access to food and income relative to typical requirements, very poor rural households will face survival deficits (meaning they will likely be unable to meet all their food and essential non-food needs) through much of the scenario period. On average, very poor households will face survival

deficits equivalent to about 13 percent of their food and income needs between October 2022 and February 2023, indicating moderate food consumption gaps due to the depletion of food stocks, reduced income levels and higher than average food prices (Figure 3). During this time, households will likely be entirely dependent on market purchases with high staple food prices and increasing their consumption of wild foods, which was confirmed during a FEWS NET field assessment to the livelihood zone in mid-September 2022. Very poor and poor households are also employing livelihood and food consumption coping strategies to minimize food consumption gaps including spending savings, providing services in exchange for food, consuming some of their seed stocks that were to be saved for the upcoming season, and the excessive consumption of less preferred and non-recommended wild foods to minimize food consumption gaps.

**Figure 3.** Seasonal expenditure (food and cash) relative to needs for very poor households in Gaza district (Southern Semiarid Cereals and Cattle Livelihood Zone), April 2022- March 2023, according to HEA outcome analysis



Source: FEWS NET

<sup>1</sup> Seasonal deficits are in line with Crisis (IPC Phase 3) level outcomes according to IPC definitions; however, a convergence of evidence approach is applied to determine the most likely area-level outcomes, and the majority of evidence concerning both contributing factors and outcomes points to smaller seasonal deficits than those reflected in the HEA outcome analysis.



### Assumptions

In addition to the national-level assumptions, the following assumptions apply to this area of concern:

- Very poor households have lower than normal seed stocks following multiple planting attempts last season, and are facing difficulties accessing seeds for the upcoming 2022/2023 agricultural season. Very poor households are expected to access seeds through support from government and non-governmental organizations, purchase on credit, or support from better-off friends and family.
- According FEWS NET's integrated price projections for Chókwe market, maize grain prices will remain above the five-year average throughout the scenario period. Compared to last year, maize grain prices will remain higher than respective prices the year before throughout the scenario period. Household food access is likely to be constrained by abnormally high food prices and below-average household income until the start of the green harvest in March 2023.

### Most Likely Food Security Outcomes

From October 2022 to January 2023, a normal onset of rainfall is expected to support agricultural labor opportunities for land preparation and planting. Self-employment activities will be gradually replaced by farming activities, but seed availability will influence how much households can plant to maximize their production potential and re-build their food stocks. The start of the rains will also improve water and pasture availability, resulting in better livestock body conditions. However, wages are likely to be below-average due to middle and better-off households having lower liquidity to pay workers via in-kind or cash following the poor 2022 harvest and increased living costs. Very poor households are likely to continue engaging in self-employment activities to earn income and improve their purchasing power. Nevertheless, food consumption gaps are likely to increase as already higher than normal food prices increase seasonally. To fill food consumption gaps, households will likely increase their consumption of wild foods; however, excessive consumption of wild foods, such as *xicutsi* for long periods of time, can lead to health problems, including acute malnutrition. Overall, area-level Crisis (IPC Phase 3) outcomes are expected to persist as below-normal income from agricultural labor opportunities and self-employment activities will limit household purchasing power, along with high maize grain and maize meal prices.

From February to May 2023, there will be a transition between the lean period and the start of the main harvest in March 2023. In February, poor households will continue to expand their self-employment activities to earn money to buy food, while continuing to engage in agricultural labor activities like weeding to maximize their own production, especially if the forecast above-average rainy season occurs. In February, poor households are likely to start consuming the green harvest (not fully mature crops) to reduce food consumption gaps. However, poor households will likely continue to engage in a variety of coping strategies to reduce food consumption gaps, including reducing the number and size of meals, purchasing less expensive foods, borrowing food from relatives or better-off households, and consuming less preferred and non-recommended wild foods in excess. However, in March, the increased availability of seasonal wild foods and the start of the 2023 harvest will improve food availability. The increase in food availability from the harvest is likely to reduce very poor and poor households' dependence on market purchases. Pasture and water resources for livestock will continue improving cattle body conditions and milk availability. Livestock sales will likely decrease as households begin relying on income from the sale of their own production. In April and May, as the rainy season comes to end, residual moisture following the main harvest will also provide households an opportunity to plant for the second-season. With the increase in food availability following the harvest, an increasing number of poor households are likely to face Minimal (IPC Phase 1) outcomes; however, households most affected by the prolonged dry spells during the 2022 harvest are likely to be Stressed (IPC Phase 2), as high prices and low savings hinder the purchase of non-food needs.

### North-Central Coastal Fishing Livelihood Zone – Subzone of coastal Nampula province (Figure 4)

#### Current Situation

The area under analysis includes the districts of Ilha de Moçambique, Liupo, Meconta, Mogincual, Monapo, and Mossuril. These districts were the most affected by Tropical Cyclone Gombé that made landfall in March in Mossuril district, Nampula province, as a Category 3 cyclone with heavy rains (200mm/24h) and strong winds (150-185km/h). This occurred after the same area was affected by Tropical Storm Ana and a low-pressure zone associated with Tropical Storm Dumako that resulted in strong winds and above-average rainfall. According to the Institute for Disaster Management and Risk Reduction (INGD) at the end of March, Gombé had affected around 736,000 people, of which nearly 642,400 were located in Nampula province. Thousands of people were accommodated in temporary accommodation centers, but most have either returned to their homes or are staying with relatives or friends. Additionally, many households lost their food stocks, livestock, crops that were nearing harvest, along with either damage or destruction of their homes. Most of the affected households were farmers who rely on their own production for access to food and income. Official estimates from MADER estimate that around 184,000 hectares of cropland were affected, impacting around 17,000 farmers. Due to a lack of seeds and other inputs, the farmers were not able to recover a harvest in the post-flood period and are currently facing difficulties in accessing food and income and will likely only recover their food stocks in April 2023 with the start of the 2023 harvest.

**Figure 4.** Area of concern reference map: North-Central Coastal Fishing Livelihood Zone



Source: FEWS NET

In areas close to the coast, households that lost livelihood assets like fishing nets and boats, continue to be able to access income and food using less productive or illegal fishing methods. However, more inland, households have increasingly limited access to food and income following the loss of their food stocks, the 2022 harvest, and the loss of livelihood assets such as tools and bicycles, and the damage or destruction of their homes. Income-generating opportunities are limited as many households have lower than normal liquidity following the damage from the storms and cyclones and are focused on repairing or rebuilding their homes. Additionally, the sale of forest products, including firewood and charcoal, is providing lower than normal income due to a lack of accessible markets due to degraded access roads and low liquidity among households. Households that are able to earn income from the sale of forest products are reportedly closer to peri-urban or urban areas or able to transport their goods to larger and more urban markets. Across the area of concern, markets are functioning and staple foods including maize flour, rice, and beans are being sold. However, prices are high and above the five-year average, due to high transportation costs along the degraded roads in the area. With the start of lean season, very poor households have exhausted their food stocks and are relying on support from relatives and friends, but the support is limited following the losses from the storms and cyclone. Overall, many of the poor households are currently unable to meet their basic food needs through market purchases and are likely engaging in coping strategies indicative of Crisis (IPC Phase 3) to reduce food consumption gaps.

In September, FEWS NET undertook a rapid field assessment to Nampula to [update the HEA outcome analysis that was conducted in May 2022](#). Using information on crop production, prices, and other sources to understand households' access to food and income relative to typical requirements, very poor rural households will face survival deficits (meaning they will likely be unable to meet all their food and essential non-food needs) through much of the scenario period (Figure 5). On average, very poor households will face survival deficits equivalent to about 20 percent of their food and income needs between October 2022 to February 2023, indicating moderate food consumption gaps due to the depletion of food stocks, limited access to income and above average food prices that would limit access to food (Figure 5). In particular, households in the districts of Ilha de Moçambique, Mogincual, and Mossuril reported in September having no food stocks, that

<sup>11</sup> Seasonal deficits are in line with Crisis (IPC Phase 3) level outcomes according to IPC definitions; however, a convergence of evidence approach is applied to determine the most likely area-level outcomes, and the majority of evidence concerning both contributing factors and outcomes points to smaller seasonal deficits than those reflected in the HEA outcome analysis.

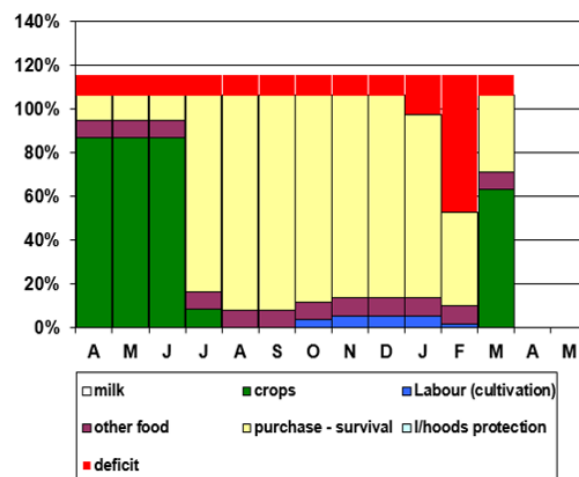
infrastructure remains damaged, and that households are adopting coping strategies indicative of Crisis (IPC Phase 3) such as consuming one meal a day or skipping meals. In Liúpo, Monapo, and Meconta households reported lower levels of damage, with most poor households able to purchase their food needs but unable to purchase their non-food needs and are likely Stressed (IPC Phase 2).

### Assumptions

In addition to the national-level assumptions, the following assumptions apply to this area of concern:

- Based on FEWS NET's integrated price projections for the zone's reference market of Montepuez, maize grain prices are expected to follow seasonal trends, increasing through the lean season before peaking in January and then declining with the anticipated start of the 2023 harvest in March/April. Across most of the projection period, prices are expected to be around 12 percent higher than the five-year average.
- Very poor households are likely to depend on support from the government or humanitarian organizations for agriculture inputs, including seeds. However, households are likely to plant a normal amount to take advantage of the forecast average rainy season.

**Figure 5.** Seasonal expenditure (food and cash) relative to needs for very poor households in Nampula district (North-Central Coastal Fishing Livelihood Zone), April 2022- March 2023, according to HEA outcome analysis



Source: FEWS NET

### Most Likely Food Security Outcomes

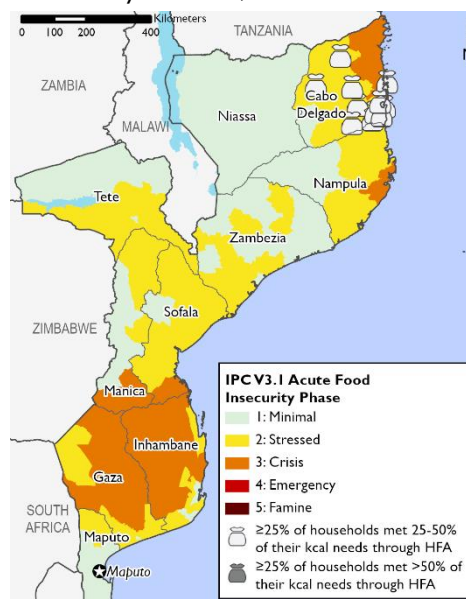
From October to January, land preparation and planting will take place, with the rains likely to start in November. With the increase in agricultural labor opportunities, households will seek to maximize production from the forecast average rainfall. However, middle and better-off households are likely to have below-normal liquidity to pay laborers in cash or in-kind payments following losses from the storms/cyclone and high cost of living. With likely below-normal wages for agricultural labor during land preparation and planting, very poor households will have lower than normal purchasing power. To minimize income deficits, poor households will continue to engage in income-earning opportunities such as the sale of forest products, but income is expected to be lower than normal due to limited access to peri-urban or urban markets and low liquidity. Most households are expected to face food consumption deficits and will adopt coping strategies indicative of Crisis (IPC Phase 3) outcomes such as reducing the size of meals, skipping meals, and sending one or more members to stay with relatives elsewhere. An increasing number of very poor and poor households will exhaust their food reserves as the lean season progresses. To fill food consumption gaps, households will likely increase their reliance on wild foods as below-average purchasing power limits market purchases along with high market prices due to increased demand. In December 2022, Crisis (IPC Phase 3) outcomes are likely to expand to other neighboring districts, including Liúpo, Meconta, and Monapo, as an increasing number of poor households deplete their food stocks.

From February to May, households will transition from the lean season to the harvest season. In February and March, households will continue relying on income from agricultural labor and self-employment opportunities for market purchases to minimize food consumption gaps. Most poor households will have exhausted their food stocks and be reliant on market purchases for food. During this period, most poor households will continue to face food consumption deficits and will continue adopting coping strategies indicative of Crisis (IPC Phase 3) such as increasing their consumption of wild foods, reducing meal sizes, skipping meals, and sending one or more members to stay with relatives. In March, the green harvest will improve household food access. In April and May, the start of the main harvest, anticipated to be average, is expected to improve poor households' access to food and income from agricultural labor opportunities. Some of the middle and better-off households will also be likely to pay back wages through cash or in-kind. With increased access to food and income, less than 20 percent of poor households will face food consumption gaps indicative of Crisis (IPC Phase 3), with most poor households improving to Stressed (IPC Phase 2) or Minimal (IPC Phase 1) outcomes.

## MOST LIKELY FOOD SECURITY OUTCOMES AND AREAS RECEIVING SIGNIFICANT LEVELS OF HUMANITARIAN ASSISTANCE

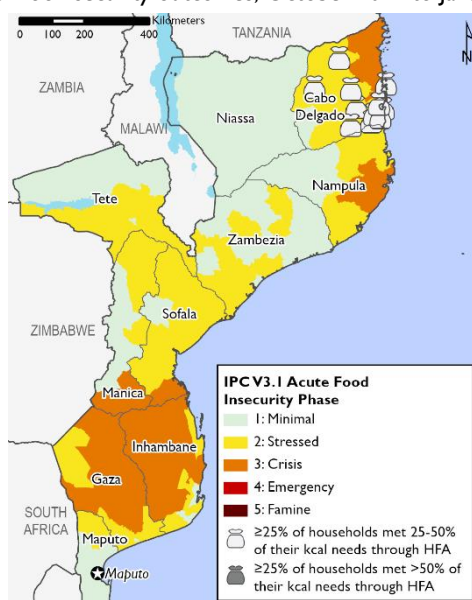
Each of these maps adheres to IPC v3.1 humanitarian assistance mapping protocols and flags where significant levels of humanitarian assistance are being/are expected to be provided. ☼ indicates that at least 25 percent of households receive on average 25–50 percent of caloric needs from humanitarian food assistance (HFA). ☼ indicates that at least 25 percent of households receive on average over 50 percent of caloric needs through HFA. This mapping protocol differs from the (!) protocol used in the maps at the top of the report. The use of (!) indicates areas that would likely be at least one phase worse in the absence of current or programmed humanitarian assistance.

Current food security outcomes, October 2022



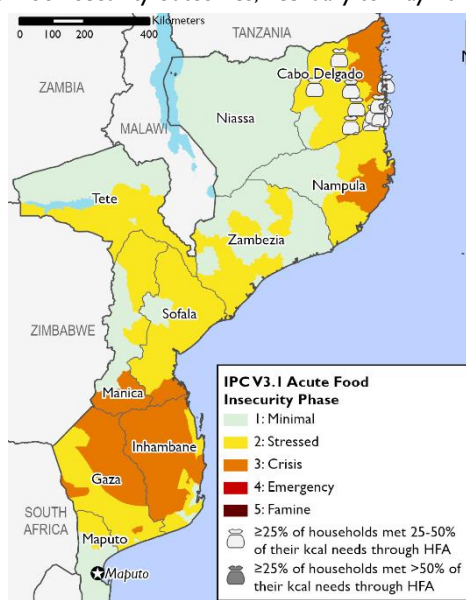
Source: FEWS NET

Projected food security outcomes, October 2022 to January 2023



Source: FEWS NET

Projected food security outcomes, February to May 2023



Source: FEWS NET

FEWS NET's classifications are IPC-compatible. IPC-compatible analysis follows key IPC protocols but does not necessarily reflect the consensus of national food security partners.

*Recommended citation: FEWS NET. MOZAMBIQUE Food Security Outlook October 2022 to May 2023: Crisis (IPC Phase 3) outcomes expected to persist in northern and southern Mozambique, 2022.*

### ABOUT SCENARIO DEVELOPMENT

To project food security outcomes, FEWS NET develops a set of assumptions about likely events, their effects, and the probable responses of various actors. FEWS NET analyzes these assumptions in the context of current conditions and local livelihoods to arrive at a most likely scenario for the coming eight months. [Learn more here.](#)