

MOZAMBIQUE Price Bulletin

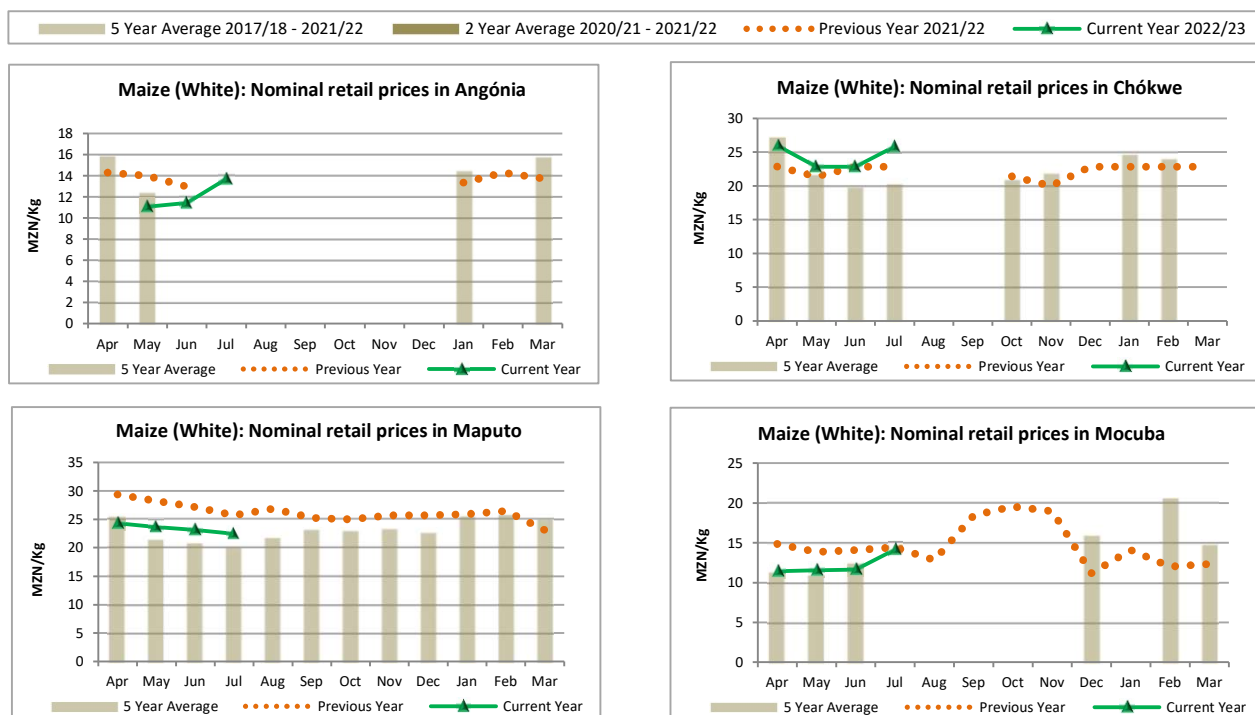
August 2022

The Famine Early Warning Systems Network (FEWS NET) monitors trends in staple food prices in countries vulnerable to food insecurity. For each FEWS NET country and region, the Price Bulletin provides a set of charts showing monthly prices in the current marketing year in selected urban centers and allowing users to compare current trends with both five-year average prices, indicative of seasonal trends, and prices in the previous year.



Source: FEWS NET gratefully acknowledges the Agrarian Markets Information System (SIMA) of the Cooperation and Markets Directorate (DCM) of the Ministry of Agriculture and Rural Development (MADER) of the Republic of Mozambique, for the data and information used in this bulletin.

Maize, maize meal and rice are the most important food commodities for poor. Maize is the staple food for the poor, with maize meal most often used as a substitute. Rice is also used as alternate staple as it competes with maize meal and is important for all wealth groups particularly for the middle and better off. Each of the markets represented here act as indicators for the broader region. Tete is representative for the province by the same name, Nampula and Pemba are the main markets in the north and are representative for the region, with Nampula having linkages with the interior of Zambezia and Nampula provinces and coastal Nampula. Mocuba is a major market in Zambezia Province and surrounding areas with strong linkages with Milange bordering Malawi and Quelimane city. Beira has linkages with Gorongosa and Chimoio markets while both Gorongosa and Chimoio have strong linkages with southern markets. The Chokwe, Maxixe, and Maputo markets in the south are linked to markets in the central region. Chokwe is the reference market for the southern region, except Maputo, the capital.

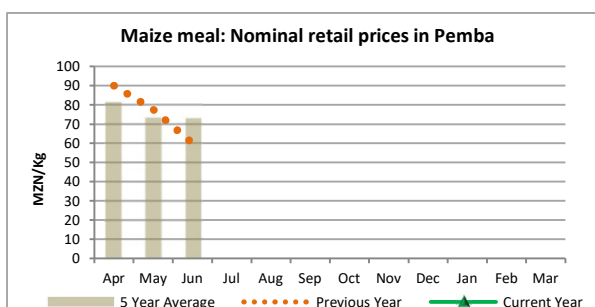
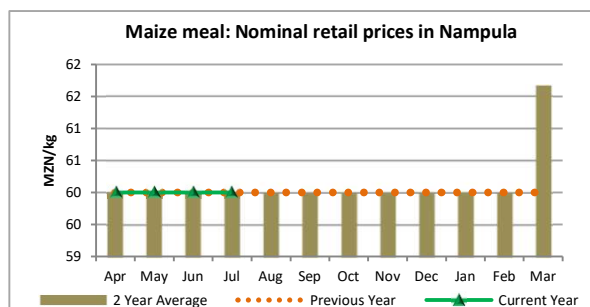
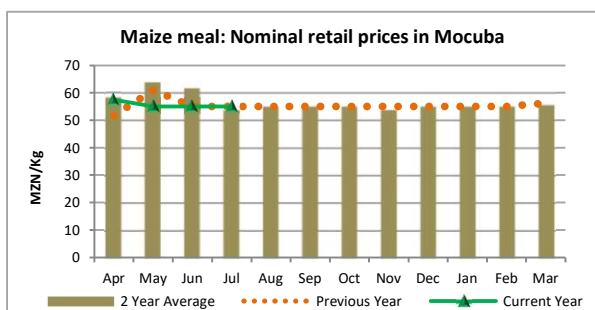
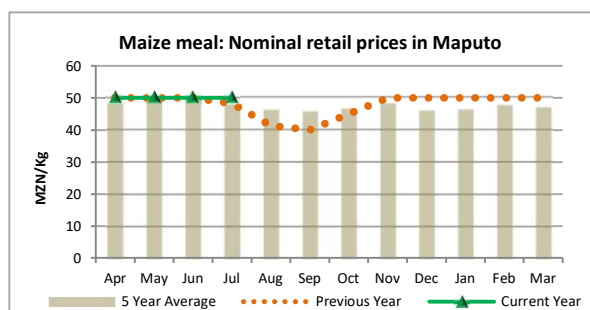
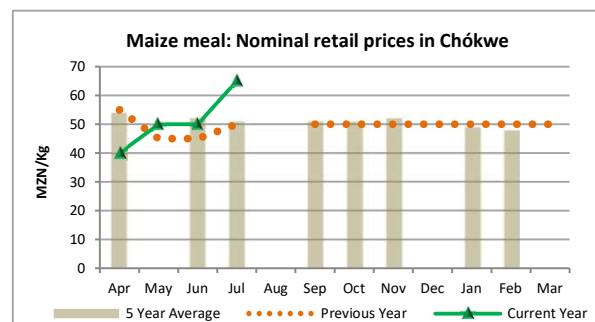
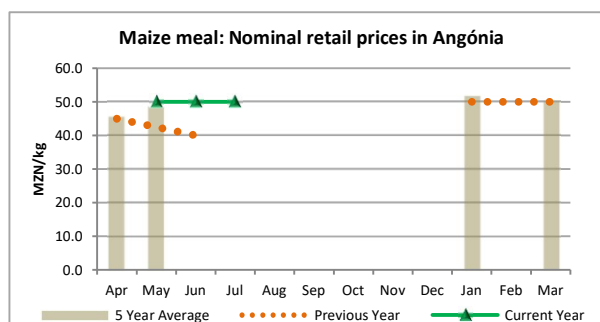
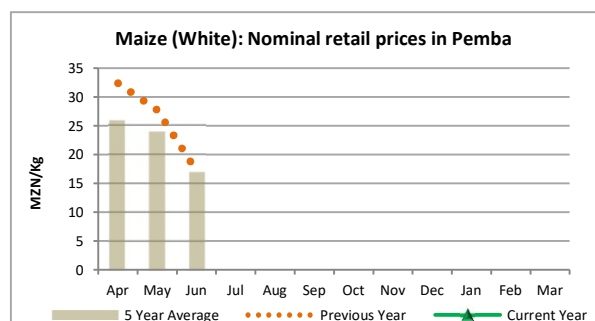
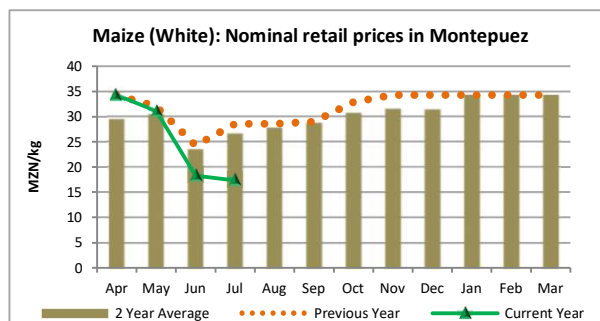


5 Year Average 2017/18 - 2021/22

2 Year Average 2020/21 - 2021/22

Previous Year 2021/22

Current Year 2022/23



5 Year Average 2017/18 - 2021/22

2 Year Average 2020/21 - 2021/22

Previous Year 2021/22

Current Year 2022/23

