

CORRUPTION PERCEPTIONS INDEX

2017

Transparency International is a global movement with one vision: a world in which government, business, civil society and the daily lives of people are free of corruption. Through more than 100 chapters worldwide and an international secretariat in Berlin, we are leading the fight against corruption to turn this vision into reality.

www.transparency.org

Design: Kerstin Deinert

This work is licensed under CC BY-ND 4.0 

Transparency International 2018.

ISBN: 978-3-96076-084-9

Printed on 100% recycled paper.

Every effort has been made to verify the accuracy of the information contained in this report. All information was believed to be correct as of February 2018. Nevertheless, Transparency International cannot accept responsibility for the consequences of its use for other purposes or in other contexts.

Generous support for the Corruption Perceptions Index 2017 is provided by Ernst & Young.

CORRUPTION PERCEPTIONS INDEX 2017

Based on expert opinion from around the world, the Corruption Perceptions Index (CPI) measures the perceived levels of public sector corruption worldwide. The CPI uses a scale of zero (highly corrupt) to 100 (very clean). Of the 180 countries assessed in the 2017 index, more than two-thirds score below 50. This means over six billion people live in countries that are corrupt. No country scores perfectly, however. Many less corrupt countries still suffer from opaque decision-making, harbour illicit finance or have weak law enforcement. Governments around the world must do more to serve their citizens, engage civil society, support free press, protect activists and journalists and ensure transparency and accountability in public and private sectors. These are vital steps in the global fight against corruption.

In particular, the relationship between corruption and freedom of expression is noteworthy. Freedom of expression is vital for exposing corruption and the injustices that it causes. Top performers in the CPI – those with lower levels of corruption – do far better in protecting the rights of journalists and activists. Conversely, bottom performers – those countries with higher levels of corruption – are more likely to stifle the voices of their citizens and media. In corrupt societies, ordinary people suffer these denials the most, as they are unable to stand up for their rights and demonstrate concern when their basic needs are not met. Similarly, journalists who investigate the abuse of power and activists who demand change are denied the chance to provide a critical check. When freedom of expression is limited, corruption is more likely to run unabated. Even today, most countries do not do enough to protect media or engage civil society in open dialogue, as critical components of efforts to stop corruption.

“CPI results correlate not only with the attacks on press freedom and the reduction of space for civil society organizations. High levels of corruption also correlate with weak rule of law, lack of access to information, governmental control over social media and reduced citizens’ participation. In fact, what is at stake is the very essence of democracy and freedom.”

Delia Ferreira Rubio, Chair, Transparency International

Have your say.

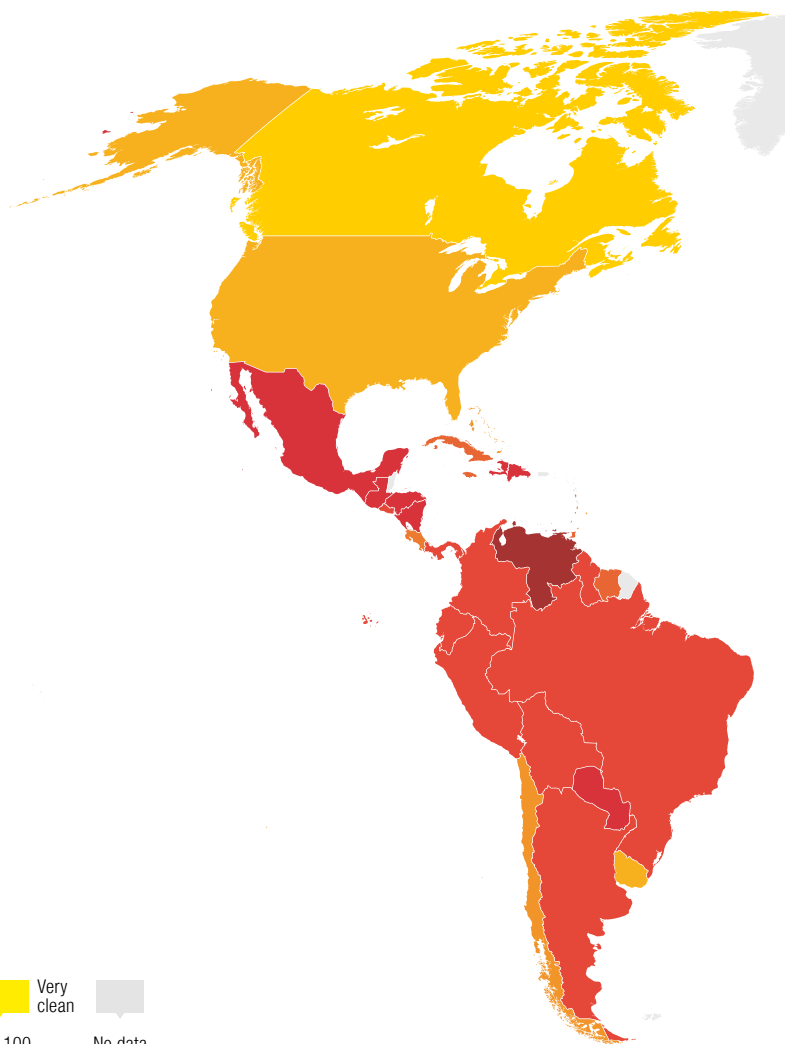
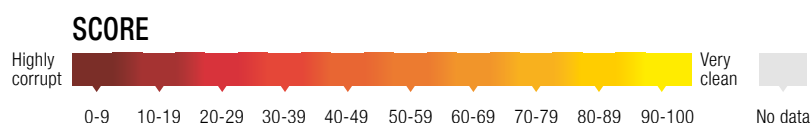
#cpi2017

www.transparency.org/cpi

180 COUNTRIES. 180 SCORES.

HOW DOES YOUR COUNTRY MEASURE UP?

The perceived levels of public sector corruption in 180 countries/territories around the world.

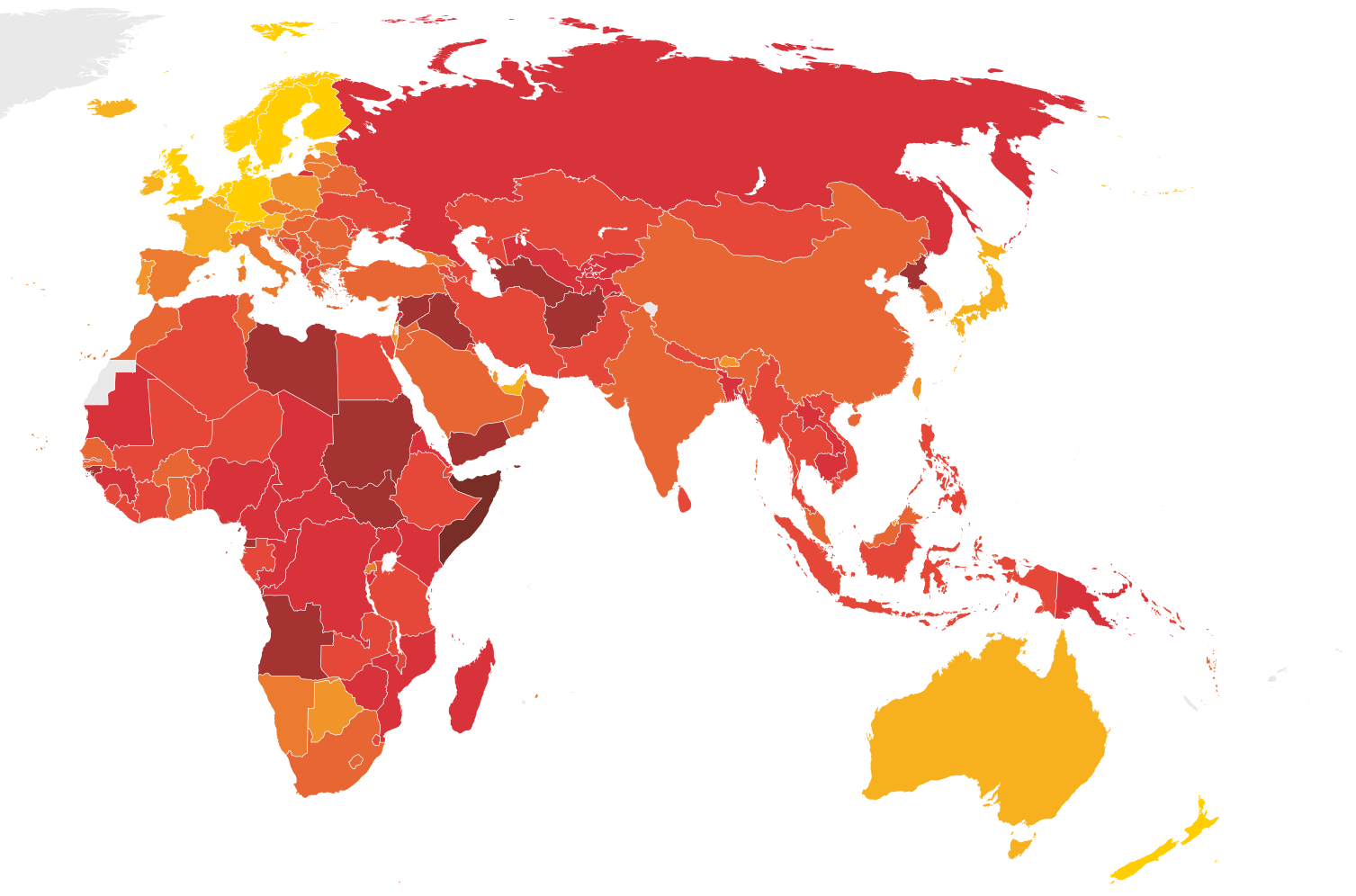


| RANK | COUNTRY/TERRITORY | SCORE |
|------|----------------------|-------|
| 1 | New Zealand | 89 |
| 2 | Denmark | 88 |
| 3 | Finland | 85 |
| 3 | Norway | 85 |
| 3 | Switzerland | 85 |
| 6 | Singapore | 84 |
| 6 | Sweden | 84 |
| 8 | Canada | 82 |
| 8 | Luxembourg | 82 |
| 8 | Netherlands | 82 |
| 8 | United Kingdom | 82 |
| 12 | Germany | 81 |
| 13 | Australia | 77 |
| 13 | Hong Kong | 77 |
| 13 | Iceland | 77 |
| 16 | Austria | 75 |
| 16 | Belgium | 75 |
| 16 | United States | 75 |
| 19 | Ireland | 74 |
| 20 | Japan | 73 |
| 21 | Estonia | 71 |
| 21 | United Arab Emirates | 71 |

| | | |
|----|----------------------------------|----|
| 23 | France | 70 |
| 23 | Uruguay | 70 |
| 25 | Barbados | 68 |
| 26 | Bhutan | 67 |
| 26 | Chile | 67 |
| 28 | Bahamas | 65 |
| 29 | Portugal | 63 |
| 29 | Qatar | 63 |
| 29 | Taiwan | 63 |
| 32 | Brunei Darussalam | 62 |
| 32 | Israel | 62 |
| 34 | Botswana | 61 |
| 34 | Slovenia | 61 |
| 36 | Poland | 60 |
| 36 | Seychelles | 60 |
| 38 | Costa Rica | 59 |
| 38 | Lithuania | 59 |
| 40 | Latvia | 58 |
| 40 | Saint Vincent and the Grenadines | 58 |
| 42 | Cyprus | 57 |
| 42 | Czech Republic | 57 |
| 42 | Dominica | 57 |
| 42 | Spain | 57 |

| RANK | COUNTRY/TERRITORY | SCORE |
|------|-----------------------|-------|
| 46 | Georgia | 56 |
| 46 | Malta | 56 |
| 48 | Cabo Verde | 55 |
| 48 | Rwanda | 55 |
| 48 | Saint Lucia | 55 |
| 51 | Korea (South) | 54 |
| 52 | Grenada | 52 |
| 53 | Namibia | 51 |
| 54 | Italy | 50 |
| 54 | Mauritius | 50 |
| 54 | Slovakia | 50 |
| 57 | Croatia | 49 |
| 57 | Saudi Arabia | 49 |
| 59 | Greece | 48 |
| 59 | Jordan | 48 |
| 59 | Romania | 48 |
| 62 | Cuba | 47 |
| 62 | Malaysia | 47 |
| 64 | Montenegro | 46 |
| 64 | Sao Tome and Principe | 46 |
| 66 | Hungary | 45 |
| 66 | Senegal | 45 |

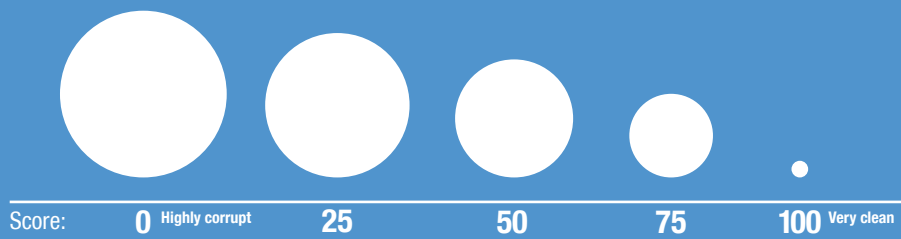
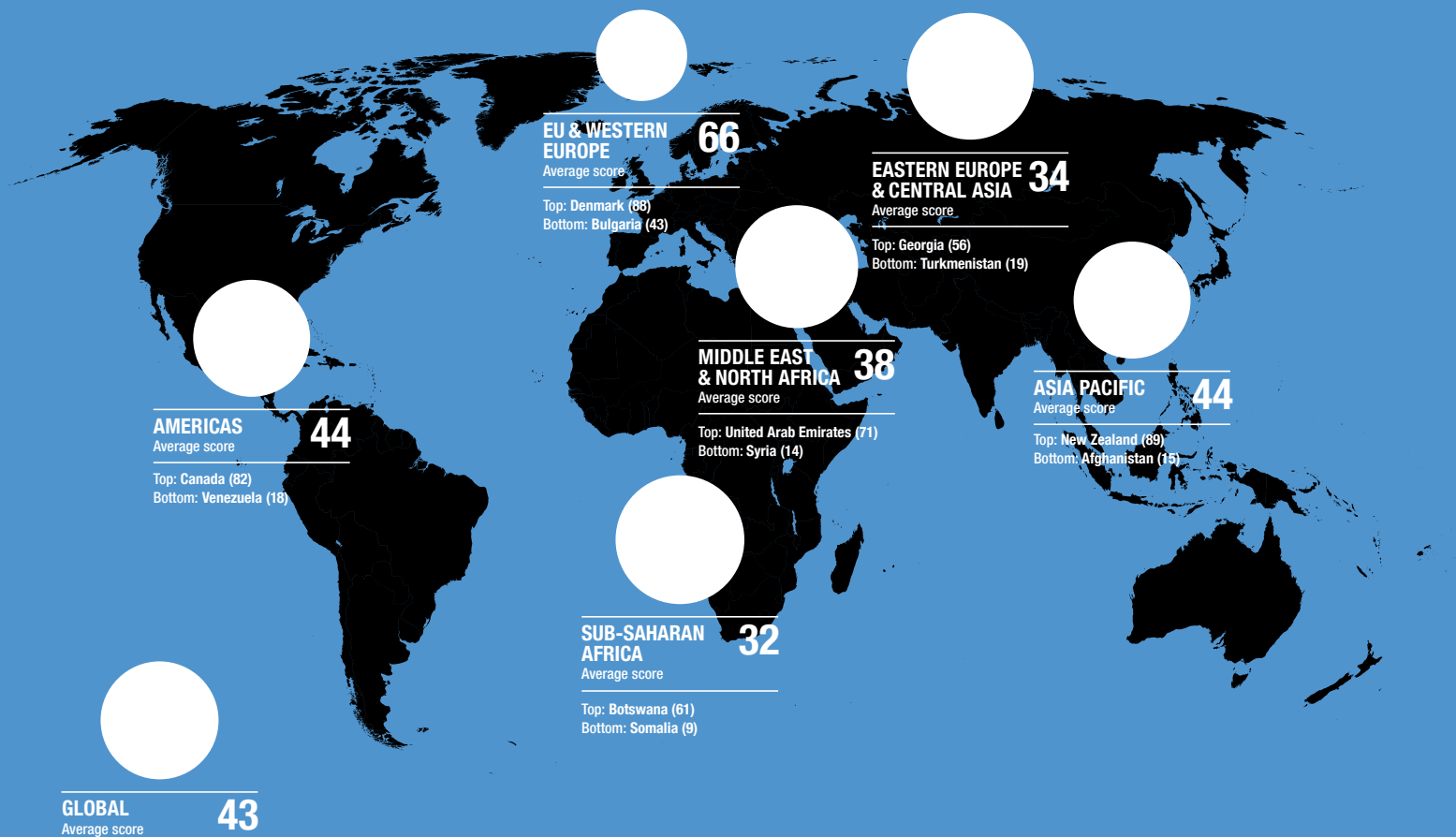
| | | |
|----|---------------------|----|
| 68 | Belarus | 44 |
| 68 | Jamaica | 44 |
| 68 | Oman | 44 |
| 71 | Bulgaria | 43 |
| 71 | South Africa | 43 |
| 71 | Vanuatu | 43 |
| 74 | Burkina Faso | 42 |
| 74 | Lesotho | 42 |
| 74 | Tunisia | 42 |
| 77 | China | 41 |
| 77 | Serbia | 41 |
| 77 | Suriname | 41 |
| 77 | Trinidad and Tobago | 41 |
| 81 | Ghana | 40 |
| 81 | India | 40 |
| 81 | Morocco | 40 |
| 81 | Turkey | 40 |
| 85 | Argentina | 39 |
| 85 | Benin | 39 |
| 85 | Kosovo | 39 |
| 85 | Kuwait | 39 |
| 85 | Solomon Islands | 39 |
| 85 | Swaziland | 39 |
| 91 | Albania | 38 |



| RANK | COUNTRY/TERRITORY | SCORE | RANK | COUNTRY/TERRITORY | SCORE | RANK | COUNTRY/TERRITORY | SCORE | | | |
|------|------------------------|-------|------|--------------------|-------|------|--------------------------|-------|-----|------------------------------|----|
| 91 | Bosnia and Herzegovina | 38 | 112 | El Salvador | 33 | 135 | Kyrgyzstan | 29 | 157 | Haiti | 22 |
| 91 | Guyana | 38 | 112 | Maldives | 33 | 135 | Laos | 29 | 157 | Uzbekistan | 22 |
| 91 | Sri Lanka | 38 | 112 | Niger | 33 | 135 | Mexico | 29 | 157 | Zimbabwe | 22 |
| 91 | Timor-Leste | 38 | 117 | Ecuador | 32 | 135 | Papua New Guinea | 29 | 161 | Cambodia | 21 |
| 96 | Brazil | 37 | 117 | Egypt | 32 | 135 | Paraguay | 29 | 161 | Congo | 21 |
| 96 | Colombia | 37 | 117 | Gabon | 32 | 135 | Russia | 29 | 161 | Democratic Republic of Congo | 21 |
| 96 | Indonesia | 37 | 117 | Pakistan | 32 | 135 | Bangladesh | 28 | 161 | Tajikistan | 21 |
| 96 | Panama | 37 | 117 | Togo | 32 | 143 | Guatemala | 28 | 165 | Chad | 20 |
| 96 | Peru | 37 | 122 | Azerbaijan | 31 | 143 | Kenya | 28 | 165 | Eritrea | 20 |
| 96 | Thailand | 37 | 122 | Djibouti | 31 | 143 | Lebanon | 28 | 167 | Angola | 19 |
| 96 | Zambia | 37 | 122 | Kazakhstan | 31 | 143 | Mauritania | 28 | 167 | Turkmenistan | 19 |
| 103 | Bahrain | 36 | 122 | Liberia | 31 | 143 | Comoros | 27 | 169 | Iraq | 18 |
| 103 | Côte D'Ivoire | 36 | 122 | Malawi | 31 | 148 | Guinea | 27 | 169 | Venezuela | 18 |
| 103 | Mongolia | 36 | 122 | Mali | 31 | 148 | Nigeria | 27 | 171 | Korea (North) | 17 |
| 103 | Tanzania | 36 | 122 | Nepal | 31 | 148 | Nicaragua | 26 | 171 | Equatorial Guinea | 17 |
| 107 | Armenia | 35 | 122 | Moldova | 31 | 151 | Uganda | 26 | 171 | Guinea Bissau | 17 |
| 107 | Ethiopia | 35 | 130 | Gambia | 30 | 151 | Cameroon | 25 | 171 | Libya | 17 |
| 107 | Macedonia | 35 | 130 | Iran | 30 | 153 | Mozambique | 25 | 175 | Sudan | 16 |
| 107 | Vietnam | 35 | 130 | Myanmar | 30 | 153 | Madagascar | 24 | 175 | Yemen | 16 |
| 111 | Philippines | 34 | 130 | Sierra Leone | 30 | 155 | Central African Republic | 23 | 177 | Afghanistan | 15 |
| 112 | Algeria | 33 | 130 | Ukraine | 30 | 156 | Burundi | 22 | 178 | Syria | 14 |
| 112 | Bolivia | 33 | 135 | Dominican Republic | 29 | 157 | | | 179 | South Sudan | 12 |
| | | | 135 | Honduras | 29 | | | | 180 | Somalia | 9 |

VISUALISING THE DATA

RESULTS BY REGION




COUNTRY CONTRAST

TOP



BOTTOM



CORRUPTION PROBLEM

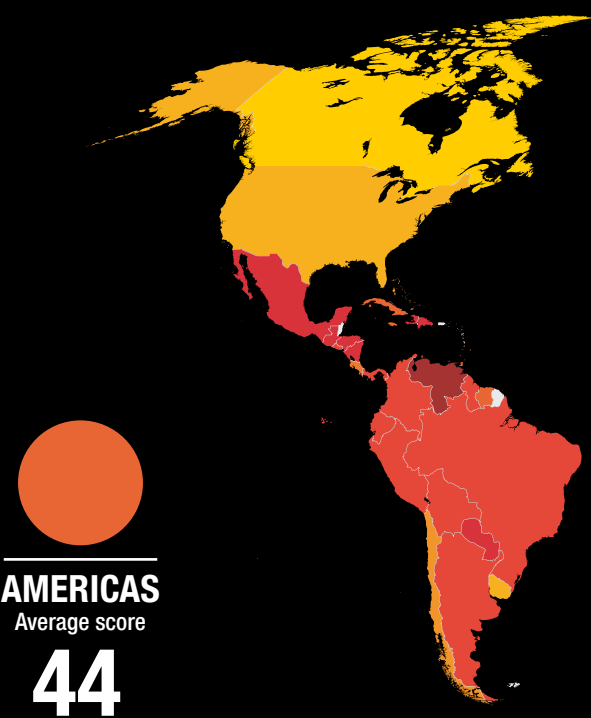
GLOBAL PERFORMANCE



G20 PERFORMANCE

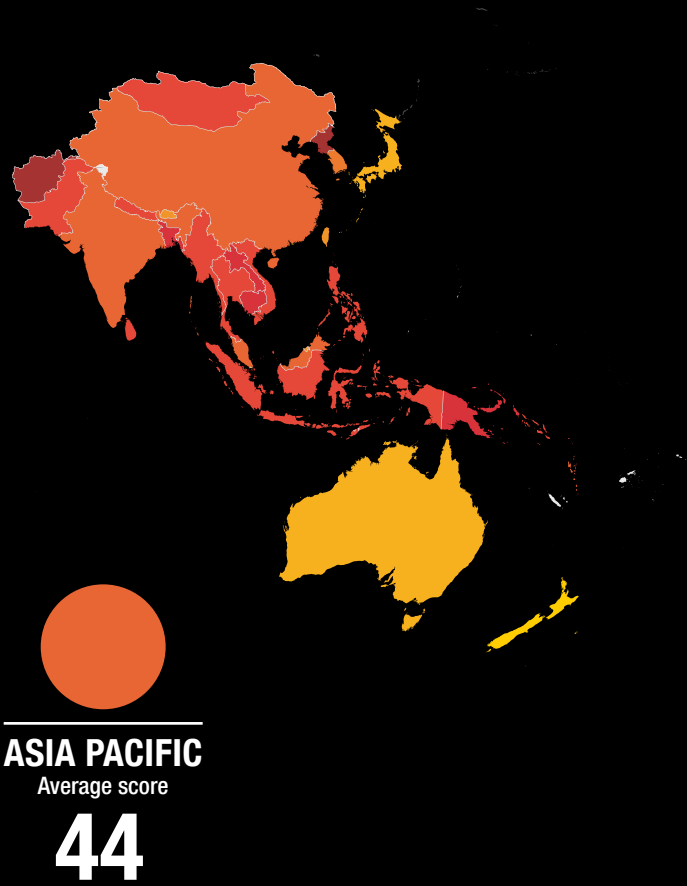


Americas



| RANK | COUNTRY/TERRITORY | SCORE | | |
|------|----------------------------------|-------|-----|-----------------------|
| 8 | Canada | 82 | 85 | Argentina 39 |
| 16 | United States | 75 | 91 | Guyana 38 |
| 23 | Uruguay | 70 | 96 | Brazil 37 |
| 25 | Barbados | 68 | 96 | Colombia 37 |
| 26 | Chile | 67 | 96 | Panama 37 |
| 28 | Bahamas | 65 | 96 | Peru 37 |
| 38 | Costa Rica | 59 | 112 | Bolivia 33 |
| 40 | Saint Vincent and the Grenadines | 58 | 112 | El Salvador 33 |
| 42 | Dominica | 57 | 117 | Ecuador 32 |
| 48 | Saint Lucia | 55 | 135 | Dominican Republic 29 |
| 52 | Grenada | 52 | 135 | Honduras 29 |
| 62 | Cuba | 47 | 135 | Mexico 29 |
| 68 | Jamaica | 44 | 135 | Paraguay 29 |
| 77 | Suriname | 41 | 143 | Guatemala 28 |
| 77 | Trinidad and Tobago | 41 | 151 | Nicaragua 26 |
| | | | 157 | Haiti 22 |
| | | | 169 | Venezuela 18 |

Asia Pacific



| RANK | COUNTRY/TERRITORY | SCORE | | |
|------|-------------------|-------|-----|---------------------|
| 1 | New Zealand | 89 | 91 | Timor-Leste 38 |
| 6 | Singapore | 84 | 96 | Indonesia 37 |
| 13 | Australia | 77 | 96 | Thailand 37 |
| 13 | Hong Kong | 77 | 103 | Mongolia 36 |
| 20 | Japan | 73 | 107 | Vietnam 35 |
| 26 | Bhutan | 67 | 111 | Philippines 34 |
| 29 | Taiwan | 63 | 112 | Maldives 33 |
| 32 | Brunei Darussalam | 62 | 117 | Pakistan 32 |
| 51 | Korea (South) | 54 | 122 | Nepal 31 |
| 62 | Malaysia | 47 | 130 | Myanmar 30 |
| 71 | Vanuatu | 43 | 135 | Laos 29 |
| 77 | China | 41 | 135 | Papua New Guinea 29 |
| 81 | India | 40 | 143 | Bangladesh 28 |
| 85 | Solomon Islands | 39 | 161 | Cambodia 21 |
| 91 | Sri Lanka | 38 | 171 | Korea, North 17 |
| | | | 177 | Afghanistan 15 |

Eastern Europe & Central Asia



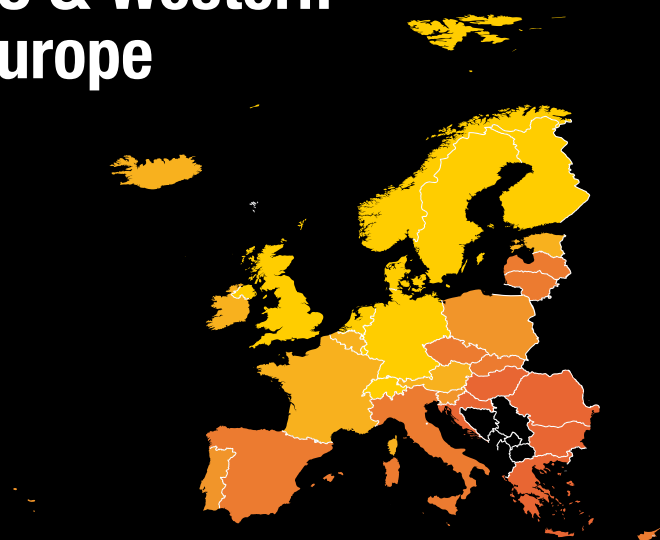
EASTERN EUROPE
& CENTRAL ASIA

Average score

34

| RANK | COUNTRY/TERRITORY | SCORE |
|------|------------------------|-------|
| 46 | Georgia | 56 |
| 64 | Montenegro | 46 |
| 68 | Belarus | 44 |
| 77 | Serbia | 41 |
| 81 | Turkey | 40 |
| 85 | Kosovo | 39 |
| 91 | Albania | 38 |
| 91 | Bosnia and Herzegovina | 38 |
| 107 | Armenia | 35 |
| 107 | Macedonia | 35 |
| 122 | Azerbaijan | 31 |
| 122 | Kazakhstan | 31 |
| 122 | Moldova | 31 |
| 130 | Ukraine | 30 |
| 135 | Kyrgyzstan | 29 |
| 135 | Russia | 29 |
| 157 | Uzbekistan | 22 |
| 161 | Tajikistan | 21 |
| 167 | Turkmenistan | 19 |

EU & Western Europe



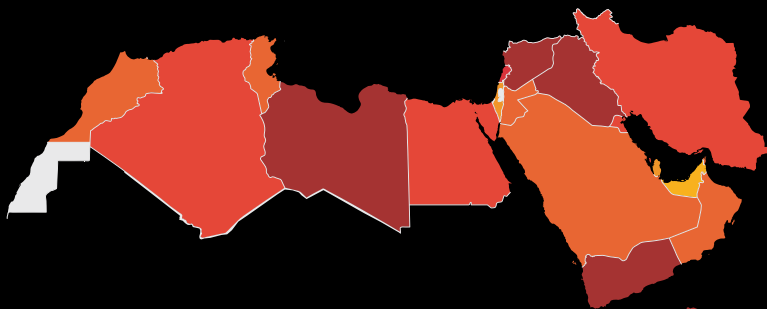
EU & WESTERN
EUROPE

Average score

66

| RANK | COUNTRY/TERRITORY | SCORE |
|------|-------------------|-------|
| 2 | Denmark | 88 |
| 3 | Finland | 85 |
| 3 | Norway | 85 |
| 3 | Switzerland | 85 |
| 6 | Sweden | 84 |
| 8 | Luxembourg | 82 |
| 8 | Netherlands | 82 |
| 8 | United Kingdom | 82 |
| 12 | Germany | 81 |
| 13 | Iceland | 77 |
| 16 | Austria | 75 |
| 16 | Belgium | 75 |
| 19 | Ireland | 74 |
| 21 | Estonia | 71 |
| 23 | France | 70 |
| 29 | Portugal | 63 |
| 34 | Slovenia | 61 |
| 36 | Poland | 60 |
| 38 | Lithuania | 59 |
| 40 | Latvia | 58 |
| 42 | Cyprus | 57 |
| 42 | Czech Republic | 57 |
| 42 | Spain | 57 |
| 46 | Malta | 56 |
| 54 | Italy | 50 |
| 54 | Slovakia | 50 |
| 57 | Croatia | 49 |
| 59 | Greece | 48 |
| 59 | Romania | 48 |
| 66 | Hungary | 45 |
| 71 | Bulgaria | 43 |

Middle East & North Africa



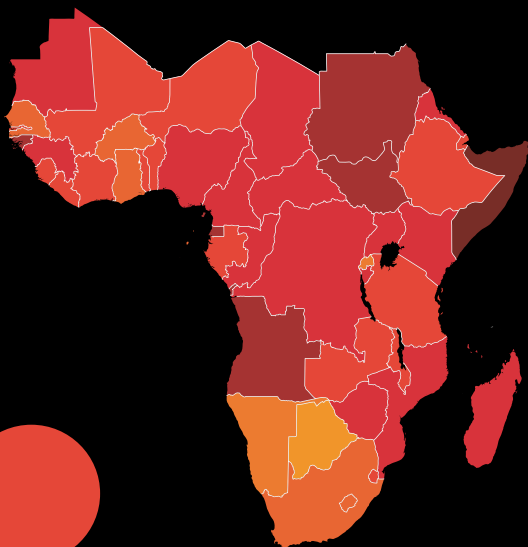
MIDDLE EAST
& NORTH AFRICA

Average score

38

| RANK | COUNTRY/TERRITORY | SCORE |
|------|----------------------|-------|
| 21 | United Arab Emirates | 71 |
| 29 | Qatar | 63 |
| 32 | Israel | 62 |
| 57 | Saudi Arabia | 49 |
| 59 | Jordan | 48 |
| 68 | Oman | 44 |
| 74 | Tunisia | 42 |
| 81 | Morocco | 40 |
| 85 | Kuwait | 39 |
| 103 | Bahrain | 36 |
| 112 | Algeria | 33 |
| 117 | Egypt | 32 |
| 130 | Iran | 30 |
| 143 | Lebanon | 28 |
| 169 | Iraq | 18 |
| 171 | Libya | 17 |
| 175 | Yemen | 16 |
| 178 | Syria | 14 |

Sub-Saharan Africa



SUB-SAHARAN
AFRICA

Average score

32

| RANK | COUNTRY/TERRITORY | SCORE |
|------|------------------------------|-------|
| 34 | Botswana | 61 |
| 36 | Seychelles | 60 |
| 48 | Cabo Verde | 55 |
| 48 | Rwanda | 55 |
| 53 | Namibia | 51 |
| 54 | Mauritius | 50 |
| 64 | Sao Tome and Principe | 46 |
| 66 | Senegal | 45 |
| 71 | South Africa | 43 |
| 74 | Burkina Faso | 42 |
| 74 | Lesotho | 42 |
| 81 | Ghana | 40 |
| 85 | Benin | 39 |
| 85 | Swaziland | 39 |
| 96 | Zambia | 37 |
| 103 | Côte D'Ivoire | 36 |
| 103 | Tanzania | 36 |
| 107 | Ethiopia | 35 |
| 112 | Niger | 33 |
| 117 | Gabon | 32 |
| 117 | Togo | 32 |
| 122 | Djibouti | 31 |
| 122 | Liberia | 31 |
| 122 | Malawi | 31 |
| 122 | Mali | 31 |
| 130 | Gambia | 30 |
| 130 | Sierra Leone | 30 |
| 143 | Kenya | 28 |
| 143 | Mauritania | 28 |
| 148 | Comoros | 27 |
| 148 | Guinea | 27 |
| 148 | Nigeria | 27 |
| 151 | Uganda | 26 |
| 153 | Cameroon | 25 |
| 153 | Mozambique | 25 |
| 155 | Madagascar | 24 |
| 156 | Central African Republic | 23 |
| 157 | Burundi | 22 |
| 157 | Zimbabwe | 22 |
| 161 | Congo | 21 |
| 161 | Democratic Republic of Congo | 21 |
| 165 | Chad | 20 |
| 165 | Eritrea | 20 |
| 167 | Angola | 19 |
| 171 | Equatorial Guinea | 17 |
| 171 | Guinea Bissau | 17 |
| 175 | Sudan | 16 |
| 179 | South Sudan | 12 |
| 180 | Somalia | 9 |

CREATE CHANGE WITH US

ENGAGE

How do you feel about your country's place in the Corruption Perceptions Index? Follow us, share your views and discuss corruption with people from around the world on social media.



LEARN

Visit our website to learn more about our work in more than 100 countries and sign up for the latest news in the fight against corruption.

transparency.org

DONATE

Your donation will help us provide support to thousands of victims of corruption, develop new tools and research and hold governments and businesses to their promises. We want to build a fairer, more just world. With your help, we can.

transparency.org/donate

Transparency International
International Secretariat
Alt-Moabit 96, 10559 Berlin, Germany

Phone: +49 30 34 38 200
Fax: +49 30 34 70 39 12

ti@transparency.org
www.transparency.org

Blog: voices.transparency.org
Facebook: [/transparencyinternational](https://www.facebook.com/transparencyinternational)
Twitter: [@anticorruption](https://twitter.com/anticorruption)